

# CAROTID ARTERY DISEASE

YOUR VASCULAR HEALTH

## What is CAROTID ARTERY DISEASE?

Your carotid arteries are two main arteries that carry blood from your heart, up through your neck, to your brain. Healthy carotid arteries are smooth and unobstructed, allowing blood to flow freely to the brain and provide oxygen, glucose and other nutrients that your brain cells need.

Typically with age, the carotid arteries build up plaque, made up mostly of fat and cholesterol. Plaque narrows the insides of the arteries and makes them stiff. This process is commonly referred to as "hardening of the arteries," or atherosclerosis.

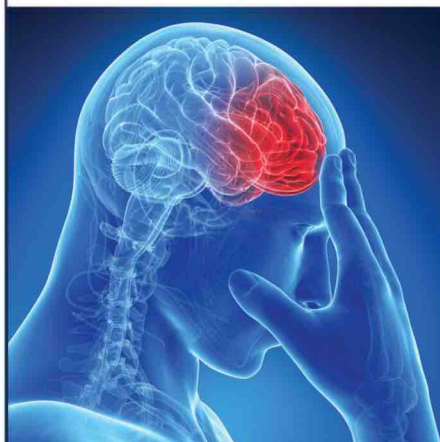
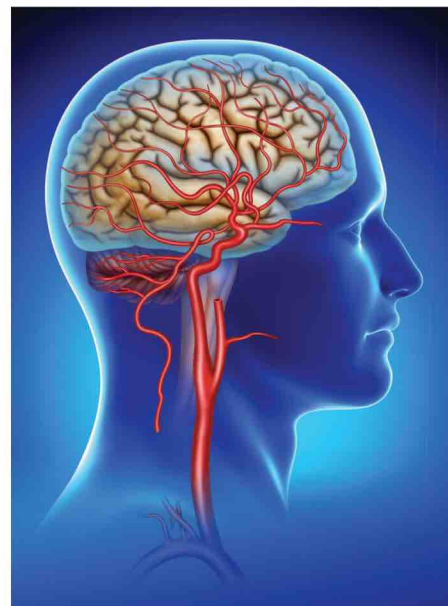
Carotid artery disease results when the carotid arteries become narrow or obstructed and provide a risk of the plaque traveling to the brain and causing a stroke.



Healthy



Plaque Build Up



## What is a STROKE?

Strokes are the third leading cause of death in the United States and the leading cause of permanent disability in older adults. Approximately 25% of strokes occur when bits of carotid plaque or clot break off and flow to the brain.

If left untreated, carotid artery disease may lead to stroke, where lack of oxygen and other essential nutrients cause damage to the brain. Depending on its severity, a stroke can be fatal.

## Symptoms of CAROTID ARTERY DISEASE

- There may be no symptoms in the early stages of carotid artery disease, and stroke could be the first sign of the condition.
- Stroke, however, typically has warning signs, referred to as mini-strokes or transient ischemic attacks (TIAs).
- Mini-stroke symptoms are usually temporary, lasting a few minutes to a few hours, and should be treated as serious medical emergencies requiring immediate treatment because they are strong predictors of future stroke.
- Some symptoms of stroke or TIA may include:
  - Weakness, numbness, or tingling on one side of the body
  - Inability to control movement of a body part
  - Loss of vision or blurred vision in one or both eyes
  - Inability to speak clearly
  - Difficulty talking or comprehending what others are saying

## Causes and risk factors of CAROTID DISEASE

- Age
- High blood pressure
- Diabetes
- Smoking
- High cholesterol
- Obesity
- Lack of exercise
- Family history of hardening of the arteries and/or stroke

# CAROTID ARTERY DISEASE

YOUR VASCULAR HEALTH

Suspect a **STROKE**? Remember the **FAST** acronym:



## FACE

Ask the person to smile.  
Does their face move only on one side?



## SPEECH

Is the person's speech slurred?



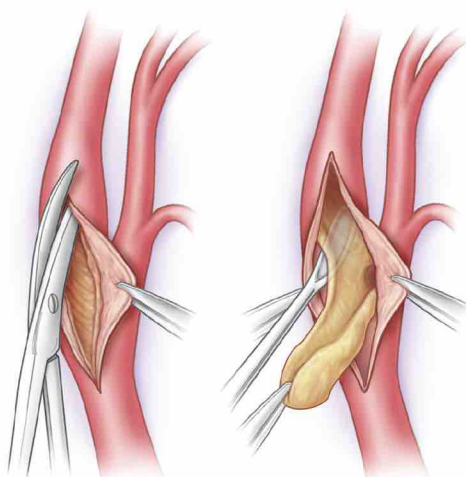
## ARMS

Ask the person to raise their arms.  
Does one arm fail to raise normally?



## TIME

If the answers to the questions above are yes, it is time to call 911.



## TREATMENT

Depending on the severity of your condition, treatment options may include lifestyle changes, medications, or procedures such as carotid endarterectomy (cleaning out the plaque with surgery), or in select cases, carotid artery stenting.

Some patients benefit from surgery even if they are having no symptoms based upon life expectancy and degree of narrowing.

## Diagnosis of CAROTID ARTERY DISEASE

If your doctor suspects carotid artery disease, it can be confirmed by undergoing a noninvasive duplex ultrasound examination. The ultrasound can also show how severe the disease is.

If you experience symptoms of a mini-stroke (previous page), seek medical attention immediately. Your physician may then ask you to see a vascular specialist since they are highly trained in every type of vascular procedure.

**SAME DAY APPOINTMENTS** and **RESULTS MAY BE AVAILABLE**  
(858) 550-0330 [info@lajollaveincare.com](mailto:info@lajollaveincare.com)

**MEDICARE AND MOST PPO INSURANCE TYPES ACCEPTED**

For more information, questions and appointments please call, email or visit us at:

**[lajollaveincare.com](http://lajollaveincare.com)**

9850 Genesee Ave Suite 410 La Jolla, CA 92037



— LA JOLLA —  
**VEIN CARE**  
VEIN TREATMENT & VASCULAR IMAGING CENTER  
IAC Accredited Facility

**SVS** Society for  
Vascular Surgery

**SVS** Foundation

For more information visit **Vascular.org**

Copyright © 2018, Society for Vascular Surgery®. All rights reserved.